SMD Shielded Power Inductors

HPWL-IHL Series

Features

- ◆ Fe base metal material core provides large saturation current
- ◆ Closed magnetic circuit design reduces leakage flux and Electro Magnetic Interference (EMI)
- ◆ Low DCR decreases power loss,small and slim take up less PCB real estate
- ◆ Automatic production ensures high quality and consistency

Applications

- ◆ Smart phone，MID
- ◆ Blue -ray disc recorders, set top box
- ◆ Notebooks, desktop computers, servers
- ◆Portable gaming devices, personal navigation systems, personal multimedia devices

PRODUCT IDENTIFICATION

HPWL	-	IH	6530	T	2R2	M	F	XX
A		B	C	D	E	F	G	H

A

Type	
HPWL	Wire Wound SMD Power Inductor

B

IH	Material
I=Iron Powder	H type

C

External Dimensions (L*W*H) [mm]	
6530	7.1x6.5x3.0
8540	8.5x8.2x4.0

D

Packing	
T	Tape & Reel

E

Nominal Inductance	
Example	Nominal Value
2R2	2.2μH

F

Inductance Tolerance	
M	±20%

G

Hazardous Substance Free Products
F

H

Internal code
XX

The data is reference only. Customers should verify actual device performance in their specific applications.
Specifications are subject to change without notice.Please check our website for latest information. http:www.ftind.com

SHAPE AND DIMENSIONS

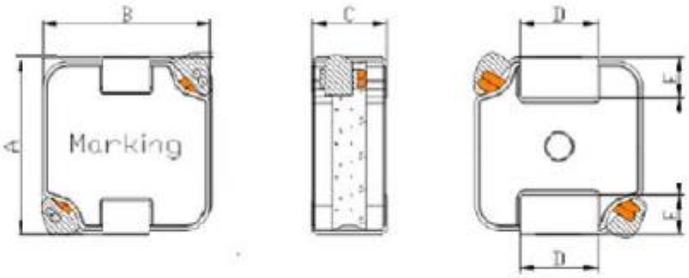

Recommended Land Pattern

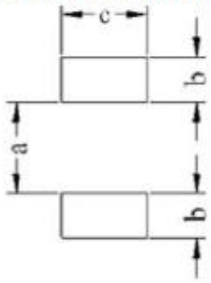

Unit: mm

Series	A	B	C	D	E	a	b	c
HPWL-IH6530	7.1±0.3	6.5±0.3	3.0±0.2	3.2±0.3	1.55±0.3	3.7	1.85	3.4
HPWL-IH8540	8.5±0.3	8.2±0.3	4.0Max.	3.9±0.3	1.9±0.3	3.8	2.4	4.1

SPECIFICATIONS

HPWL-IH6530 Series

Part Number	Inductance	DC Resistance		Saturation Current		Heat Rating Current	
	00KHz,1V	Max.	Typ.	Max.	Typ.	Max.	Typ.
Units	μH	mΩ		A		A	
Symbol	L	DCR		Isat		Irms	
HPWL-IH6530TR22MFXX	0.22±20%	4.00	3.30	18.00	25.00	14.00	20.00
HPWL-IH6530TR33MFXX	0.33±20%	5.10	4.30	17.00	23.00	12.40	17.50
HPWL-IH6530TR47MFXX	0.47±20%	6.60	5.50	16.50	22.50	11.00	15.50
HPWL-IH6530TR68MFXX	0.68±20%	8.70	7.30	12.80	18.00	9.50	13.45
HPWL-IH6530TR75MFXX	0.75±20%	8.70	7.30	11.50	15.80	9.50	13.45
HPWL-IH6530T1R0MFXX	1.0±20%	8.70	7.30	9.50	13.00	9.50	13.45
HPWL-IH6530T1R5MFXX	1.5±20%	13.80	11.50	8.00	11.50	6.00	8.50
HPWL-IH6530T2R2MFXX	2.2±20%	18.00	15.00	6.50	8.60	5.65	8.00
HPWL-IH6530T3R3MFXX	3.3±20%	30.50	25.50	4.60	6.60	4.60	7.00
HPWL-IH6530T4R7MFXX	4.7±20%	43.50	36.50	3.80	5.30	3.80	5.40
HPWL-IH6530T6R8MFXX	6.8±20%	64.00	53.50	3.20	4.50	3.20	4.50
HPWL-IH6530T8R2MFXX	8.2±20%	69.00	58.00	3.20	4.50	3.10	4.40
HPWL-IH6530T100MFXX	10±20%	77.40	64.50	3.00	4.45	3.00	4.20
HPWL-IH6530T150MFXX	15±20%	127.00	106.00	3.00	4.25	2.50	3.50
HPWL-IH6530T220MFXX	22±20%	177.00	148.00	1.70	2.40	2.00	2.80

The data is reference only. Customers should verify actual device performance in their specific applications.
Specifications are subject to change without notice.Please check our website for latest information. http:www.ftind.com

SPECIFICATIONS

HPWL-IH8540 Series

Part Number	Inductance	DC Resistance		Saturation Current		Heat Rating Current	
Units	@100KHz,1V	Max.	Typ.	Max.	Typ.	Max.	Typ.
	μH	mΩ		A		A	
Symbol	L	DCR		Isat		Irms	
HPWL-IH8540T1R0MFXX	1.0±20%	6.50	5.40	16.0	20.0	7.2	8.4
HPWL-IH8540T1R5MFXX	1.5±20%	7.70	6.40	13.0	17.0	6.6	7.6
HPWL-IH8540T2R2MFXX	2.2±20%	12.00	10.00	10.5	14.0	5.4	6.1
HPWL-IH8540T3R3MFXX	3.3±20%	19.90	16.60	11.0	15.0	4.2	4.9
HPWL-IH8540T4R7MFXX	4.7±20%	27.60	23.00	9.5	12.5	3.6	4.2
HPWL-IH8540T6R8MFXX	6.8±20%	30.60	25.50	8.0	11.0	3.4	3.9
HPWL-IH8540T8R2MFXX	8.2±20%	37.40	31.20	6.7	8.0	3.3	3.8
HPWL-IH8540T100MFXX	10±20%	46.80	39.00	6.7	8.5	3.2	3.7
HPWL-IH8540T150MFXX	15±20%	53.90	44.90	6.4	8.0	3.0	3.5
HPWL-IH8540T220MFXX	22±20%	74.40	62.00	5.0	6.5	2.6	3.0

※1 : All test data is referenced to 20°C ambient;

※2 : Rated current: Isat or Irms, whichever is smaller;

※Isat: DC current at which the inductance drops approximate 30% from its value without current;

※Irms: DC current that causes the temperature rise (△T =40°C) from 20°C ambient.

TYPICAL ELECTRICAL CHARACTERISTICS

HPWL-IH8540 Series

Temperature vs. DC Current Characteristics

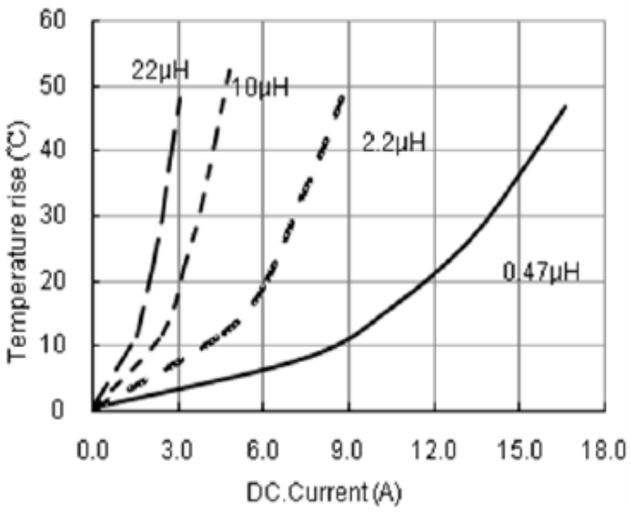

Inductance vs. DC Current Characteristics

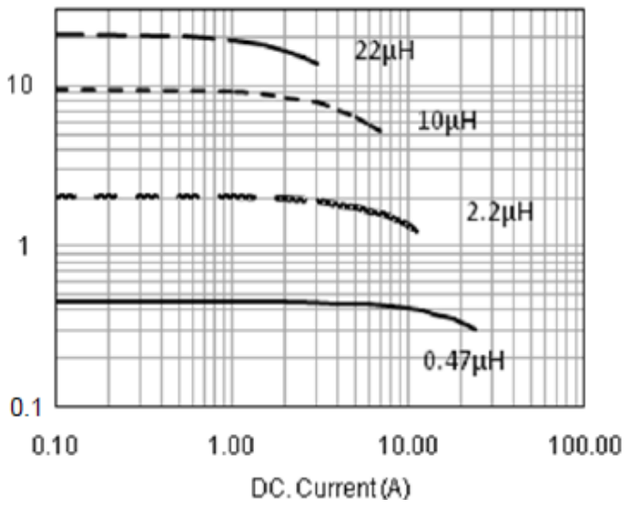

The data is reference only. Customers should verify actual device performance in their specific applications.
Specifications are subject to change without notice.Please check our website for latest information. http:www.ftind.com